

2020 MIAC MEN'S HOCKEY PLAYOFFS

Quarterfinals: February 27, 2020 | High-Seed Host

Semifinals: February 29, 2020 | High-Seed Host

Championship: March 7, 2020 | High-Seed Host

INFORMATION

[Standings](#) [Schedule/Results](#) [Statistics](#) [Playoff Preview](#) [Playoff History](#) [Record Book](#)
[Athletes of the Week](#) [Awards](#)

2020 MIAC MEN'S HOCKEY PLAYOFF SCHEDULE

Quarterfinals | Thursday, Feb. 27, 2020

No. 4 St. Thomas 3, No. 5 Gustavus 2 | [Box Score](#) | [Recap](#) |

Semifinals | Saturday, Feb. 29, 2020

No. 4 St. Thomas 4, No. 1 Saint John's 1 | [Box Score](#) | [Recap](#) |

No. 2 Concordia 3, No. 3 Augsburg 2 | [Box Score](#) | [Recap](#) |

Championship | Saturday, Mar. 7, 2020

No. 4 St. Thomas 3, No. 2 Concordia 2 | [Box Score](#) | [Recap](#) |

TICKET PRICES

MIAC Admission

\$10 - General Admission

\$2 - Students with ID

Free - Children 5 and under

**MIAC passes accepted*

PARTICIPANTS



No. 1
Saint John's
Johnnies

[Roster](#)
[Schedule/Results](#)
[Statistics](#)



No. 2
Concordia
Cobbers

[Roster](#)
[Schedule/Results](#)
[Statistics](#)



No. 3
Augsburg
Auggies

[Roster](#)
[Schedule/Results](#)
[Statistics](#)



No. 5
Gustavus
Golden Gusties







[Roster](#)
[Schedule/Results](#)
[Statistics](#)





No. 4 St. Thomas
Tommies

[Roster](#)
[Schedule/Results](#)
[Statistics](#)

SCHEDULE

DATE	HOME	SCORE	AWAY	SCORE	TIME	LINKS
FEBRUARY						
Thu., Feb. 27	 St. Thomas	3	 Gustavus	% 2	Final	Recap Box Score
Sat., Feb. 29	 Saint John's	1	 St. Thomas	% 4	Final	Recap Box Score
	 Concordia	3	 Augsburg	% 2	Final	Recap Recap Box Score Photos Video

DATE	HOME	SCORE	AWAY	SCORE	TIME	LINKS
MARCH						
Sat., Mar. 07	 Concordia	2	 St. Thomas	% 3	Final	Recap Recap Box Score Video

% Post season

 iCalendar  RSS Feed

TIEBREAKERS

MIAC Men's Hockey Policies

For top five teams and placing the top five. Based only on conference competition.

1. Head to head winning percentage amongst tied teams.
2. The number of wins earned during that season's conference play.
3. Winning percentage in conference play.
4. Winning percentage against teams beginning in rank order (highest ranked teams to lowest) ^
5. Total goal differential, with those tied.
6. Goal differential for total conference season.
7. Number of overtime losses.
8. Random Selection.

^Rank order comparison: When arriving at another pair of tied teams while comparing records, use each team's record against the collective tied teams as a group (prior to their own tie-breaking procedure), rather than the performance against the individual tied teams. (Example: Team A and Team B tie for fourth place. Team C and Team D tie for second place. The Team C-D tiebreaker is settled first using tiebreaker criteria. If the Team A-B tiebreaker reaches the second-place team(s) in Criteria No. 3, Team A and Bs record will be compared collectively against Teams C and D, not individually against the winner of the C-D tiebreaker.